@travel Buenos Aires | many passions

Monthly Report on Tourism in Buenos Aires City

SEPTEMBER I 2018

BUENOS AIRES CITY TOURIST BOARD

President
Gonzalo Robredo

Director of Market Intelligence and Observatory
Federico Esper

Head of Market Intelligence and Big Data
Matías Belacín

Analysis, content and data mining
Helena Braunstein, Jonathan Nuñez, Florencia Rocha, Ailín Simonelli and Federico Zerba

Buenos Aires City

I. INTERNATIONAL TOURISM > EZEIZA AND JORGE NEWBERY

INTERNATIONAL TOURIST ARRIVALS IN BUENOS AIRES AND INTERANNUAL VARIATION (BY %) BY MONTH. JULY 2017 - JULY 2018.

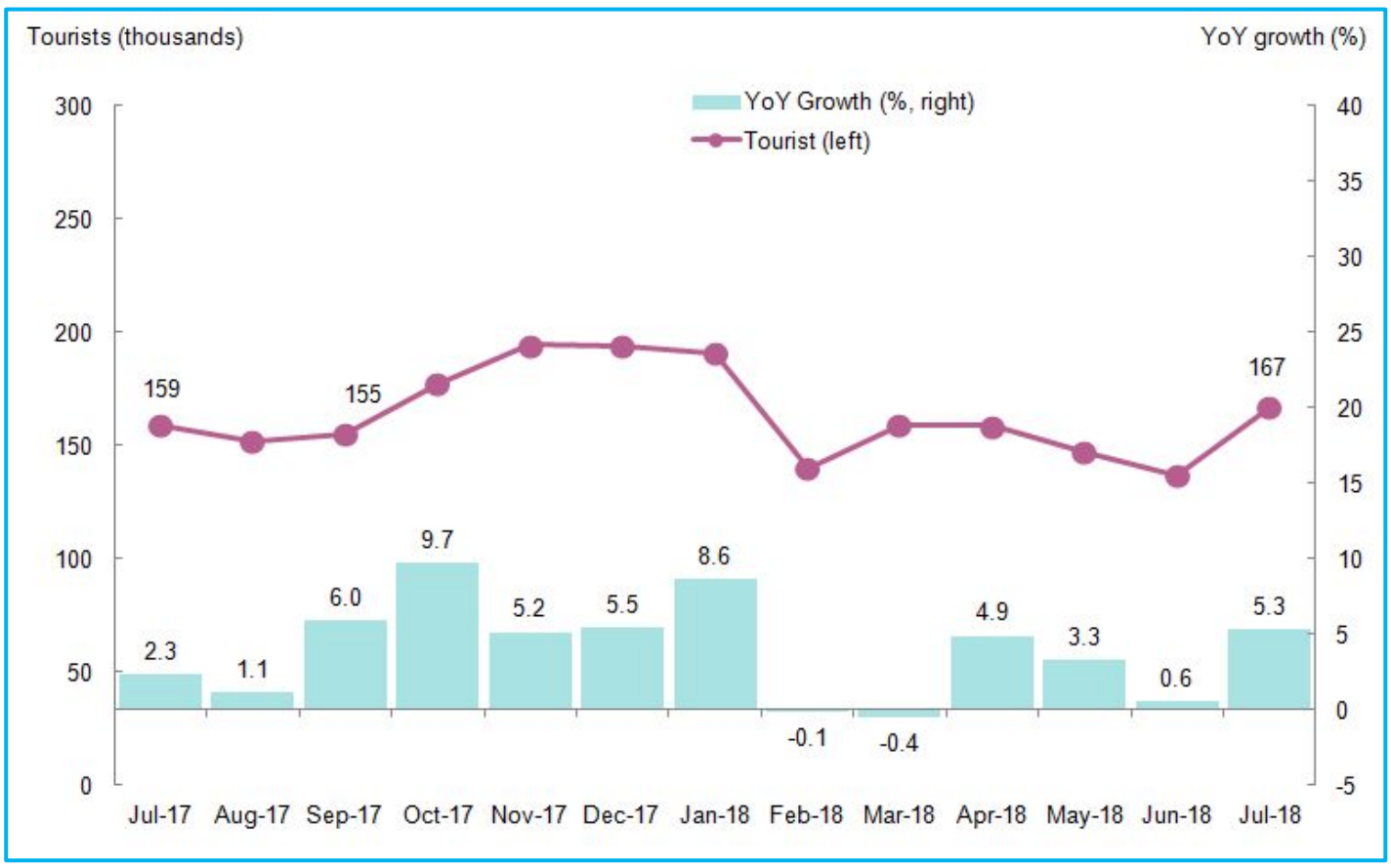

TOTAL TOURISTS
167,320
5.3%

- In July 2018, 167,320 international tourists arrived in Buenos Aires by air (+5.3%). There was an increase in tourists from Chile (+23%), Europe (+20%) and Rest of World (+58%), while numbers from the US and Canada (-4%) Uruguay (-9%) and Rest of the Americas (-5%) fell.

INTERNATIONAL TOURIST ARRIVALS IN BUENOS AIRES BY REGION OF ORIGIN. JULY 2018.

Origin	July 2018			January - July 2018		
	Tourists	YoY growth (%)	Share (%)	Tourists	YoY growth (%)	Share (%)
Brazil	65,867	-0.1	39	292,913	1.5	27
Chile	19,202	23.1	11	101,429	-0.9	9
Uruguay	2,703	-9.1	2	18,520	-10.7	2
USA & Canada	15,369	-3.9	9	142,828	5.1	13
Rest of Latin America	31,090	-5.2	19	219,026	0.9	20
Europe	22,946	19.6	14	229,172	3.7	21
Rest of the world	10,143	58.0	6	96,532	22.3	9
TOTAL	**167,320**	**5.3**	**100**	**1,100,420**	**3.4**	**100**

- The first seven months of 2018 saw a positive result, with more than 1.1 million international tourist arrivals by air, 3.4% more than in the same period of 2017. Between January and July, there were 10.3 million overnight stays (+3.9%, or 400,000 more nights.) Growth was led by tourists from Rest of World (17,600 more, +22% i.a.), Europe (8,000 more, +4% and US and Canada (7,000 more, +5%). China and Australia were the strongest markets in Rest of World, and UK and France were strongest in Europe.

INTERNATIONAL TOURIST ARRIVALS IN BUENOS AIRES, BY REGION. JAN-JULY 2014 to JAN-JULY 2018

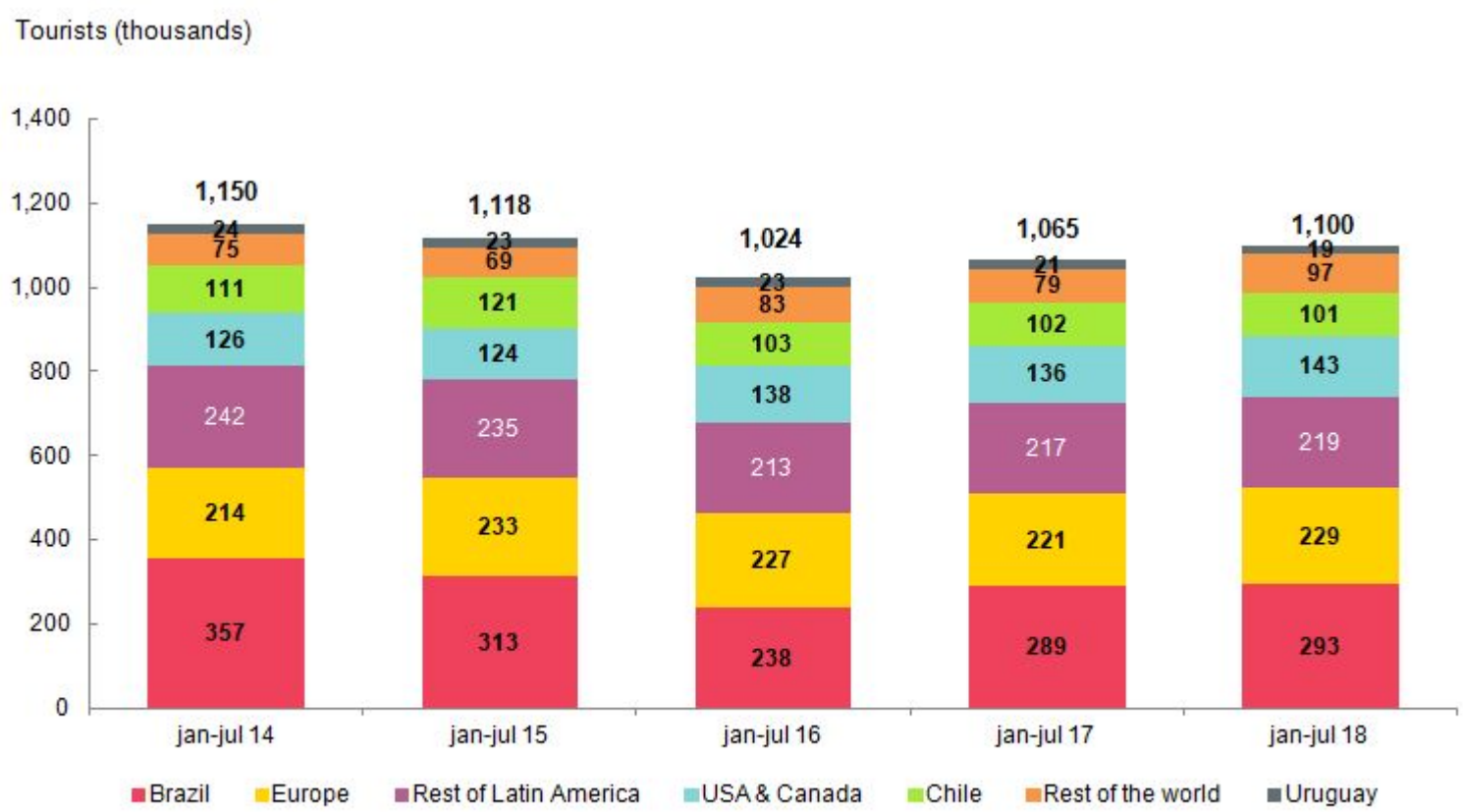

II. NATIONAL TOURISM IN HOTELS

ARGENTINE TOURIST HOTEL STAYS. JULY 2017 - JULY 2018

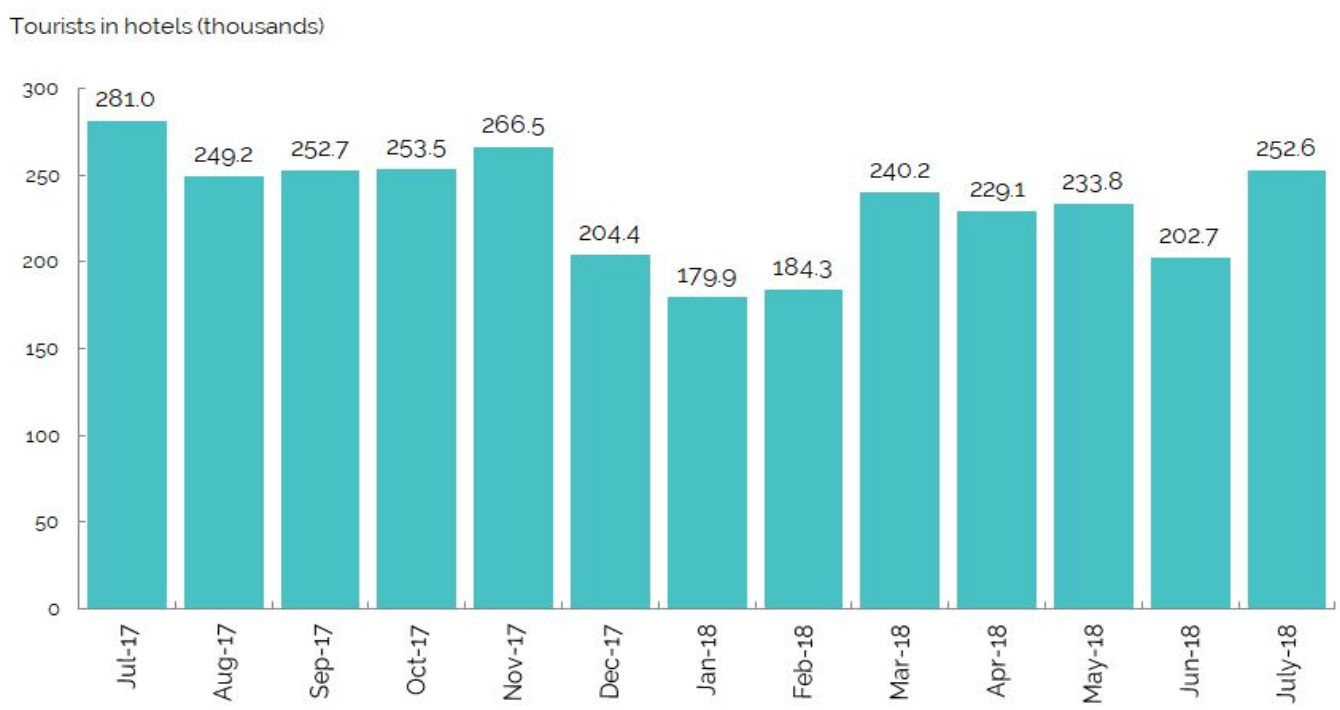

TOTAL TOURISTS IN HOTELS
252,561
10.1%

- In July, 253,000 Argentine tourists stayed in hotels in Buenos Aires (-10.1% i.a.). The decrease in Argentine visitors to the capital city was possibly due to the final weeks of the football World Cup and a decrease in local purchasing power due to inflation.

- The total number of overnight stays by Argentine tourists was 578,000 (-14.2%).

- The occupancy rate for hotel rooms in Buenos Aires was 61%, (-2 percentage points against July 2017).
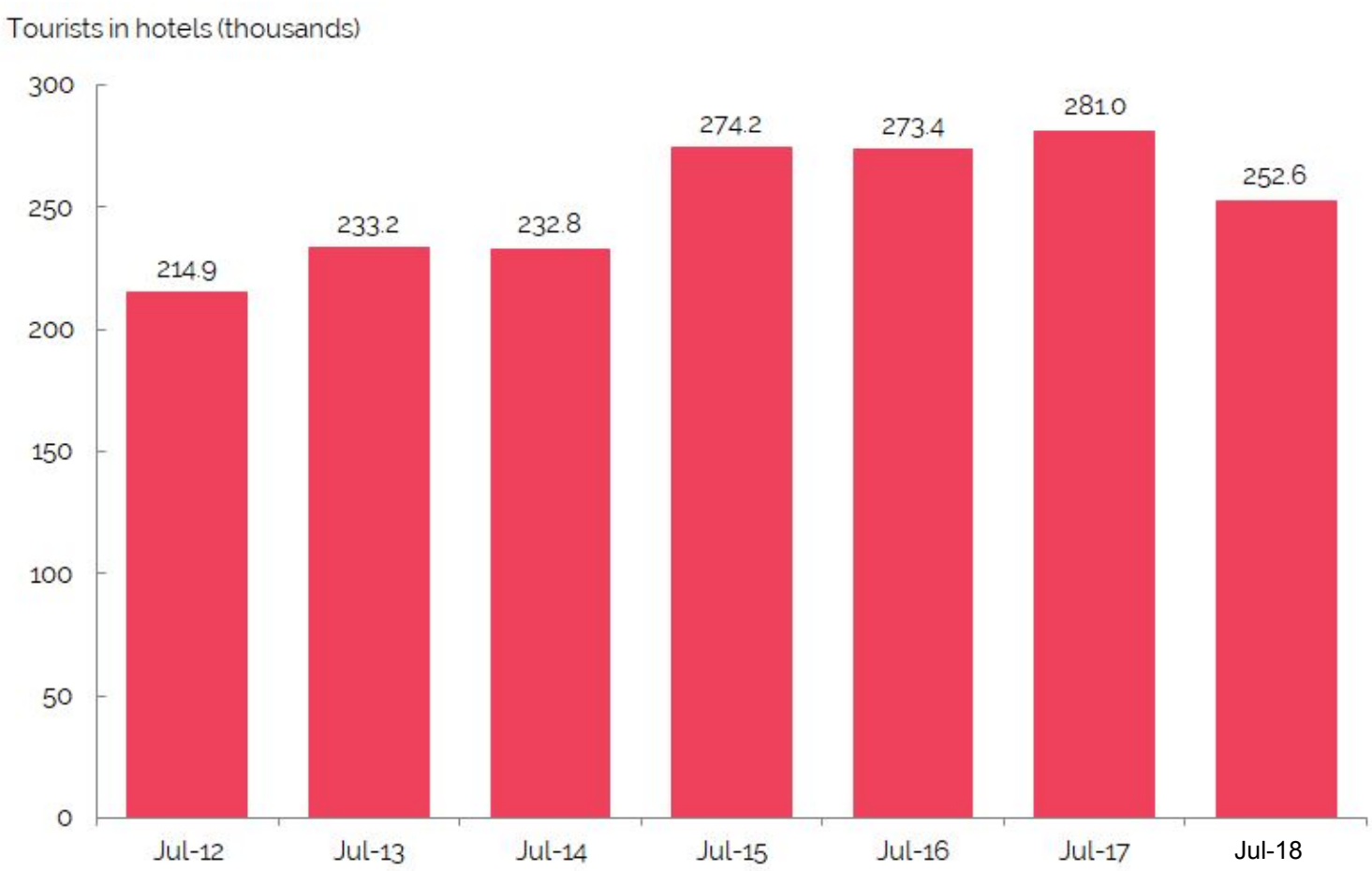
ARGENTINE TOURIST HOTEL STAYS. JULY 2012 - JULY 2018