



Monthly Report on Tourism in Buenos Aires City

JANUARY I 2019

BUENOS AIRES CITY TOURIST BOARD

President

Gonzalo Robredo

Director of Market Intelligence and Observatory

Federico Esper

Head of Market Intelligence and Big Data

Federico Zerba

Analysis, content and data mining

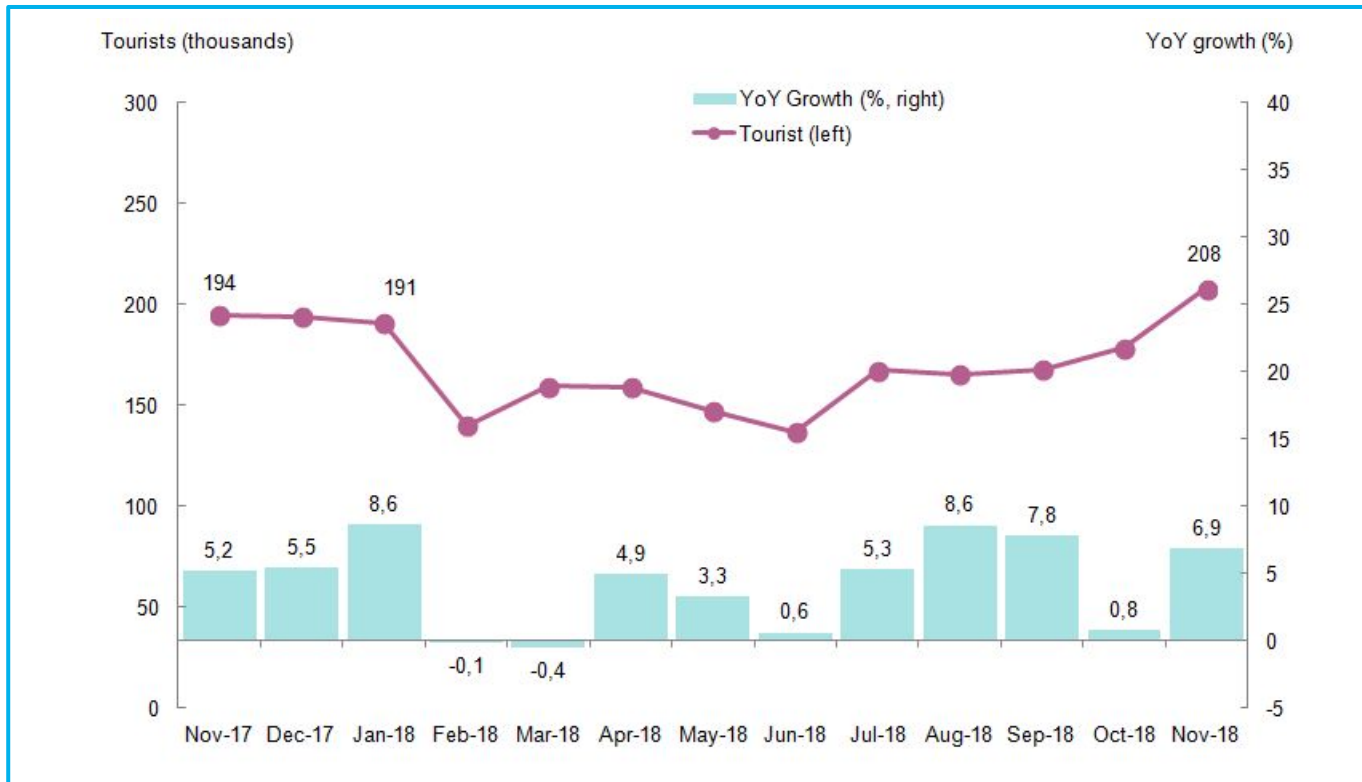
Helena Braunstein, Jonathan Nuñez,
Florencia Rocha and Ailín Simonelli



Buenos Aires City

I. INTERNATIONAL TOURISM > EZEIZA AND JORGE NEWBERY

▶ INTERNATIONAL TOURIST ARRIVALS IN BUENOS AIRES AND INTERANNUAL VARIATION (BY %) BY MONTH. NOVEMBER 2017 - NOVEMBER 2018.



TOTAL TOURISTS
207,801
↑ 6.9%

- In November 2018, 217,801 international tourists arrived in Buenos Aires by air (+6.9%), making it the eighth consecutive month of interannual growth, continuing the upward trend seen in 26 out of the past 28 months,

As in the last four months, the Chilean market continues to see the biggest growth (+46.1%).

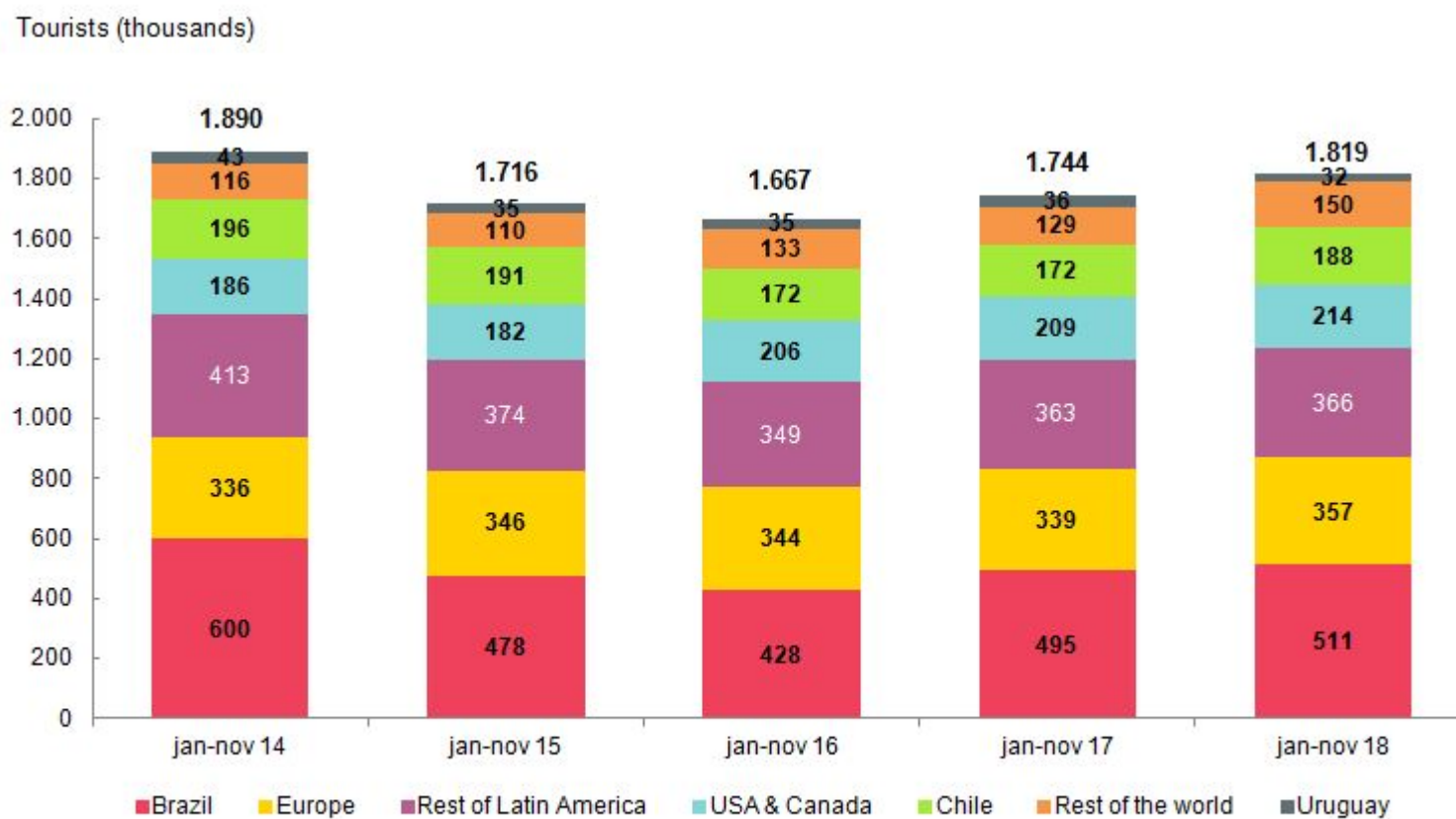
Other significant markets for growth were Brazil (+16.3%) and Europe (7.2%), led by Spain, the UK and Germany.

▶ INTERNATIONAL TOURIST ARRIVALS IN BUENOS AIRES BY REGION OF ORIGIN. NOVEMBER 2018.

Origin	November 2018			January - November 2018		
	Tourists	YoY growth (%)	Share (%)	Tourists	YoY growth (%)	Share (%)
Brazil	55.378	16,3	27	511.494	3,4	28
Chile	25.839	46,1	12	188.476	9,3	10
Uruguay	3.107	-21,3	1	31.706	-12,4	2
USA & Canada	21.983	-13,9	11	213.829	2,5	12
Rest of Latin America	41.463	0,4	20	366.250	0,8	20
Europe	47.860	7,2	23	357.408	5,4	20
Rest of the world	12.171	-11,6	6	149.982	15,9	8
TOTAL	207.801	6,9	100	1.819.145	4,3	100

- Over the first 11 months of the year, international arrivals by air totalled 1.8 million, up 4.3% on the same period in 2017.
- The markets leading the upturn are Rest of the World market led the increase with 20,600 more tourists, or +16% i.a., particularly from China, Japan and Australia, Chile (16,000 more tourists, or +9,3% i.a.), followed by Europe (18,000 more visitors; +5.4%), and Brazil (up by 17,000 visitors, or +3.4%).
- From January to November, overnight stays totalled 16.9 million (+8.8%, or 1.3 million more nights.)

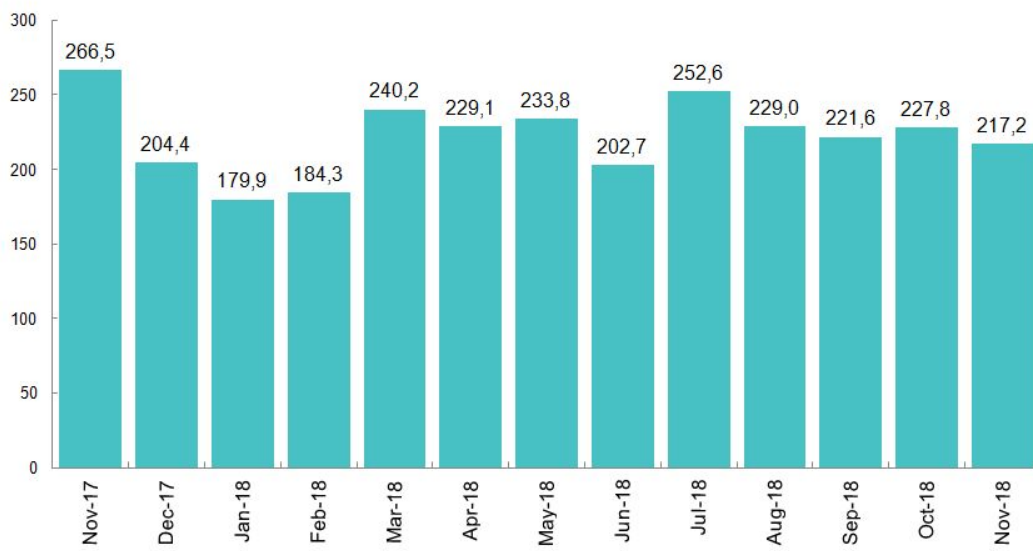
▶ **INTERNATIONAL TOURIST ARRIVALS IN BUENOS AIRES, BY REGION.
JAN - NOV 2014 to JAN - NOV 2018**



II. NATIONAL TOURISM IN HOTELS

▶ ARGENTINE TOURIST HOTEL STAYS. NOVEMBER 2017 - NOVEMBER 2018

Tourists in hotels (thousands)



TOTAL TOURISTS
IN HOTELS

217,224

↓ **16.8%**

- In November, 217,224 Argentine tourists stayed in hotels in Buenos Aires (-16.8% i.a.).
- The total number of overnight stays by Argentine tourists was 463,500 (-20.4%).
- The occupancy rate for hotel rooms in Buenos Aires was 70.3%, (-0.8 percentage points against August 2017).

▶ ARGENTINE TOURIST HOTEL STAYS. NOVEMBER 2012 - NOVEMBER 2018

Tourists in hotels (thousands)

